

What's new in Oracle Primavera Cloud 24.11

Mobile:

Task Hopper and Task Drawer on Mobile

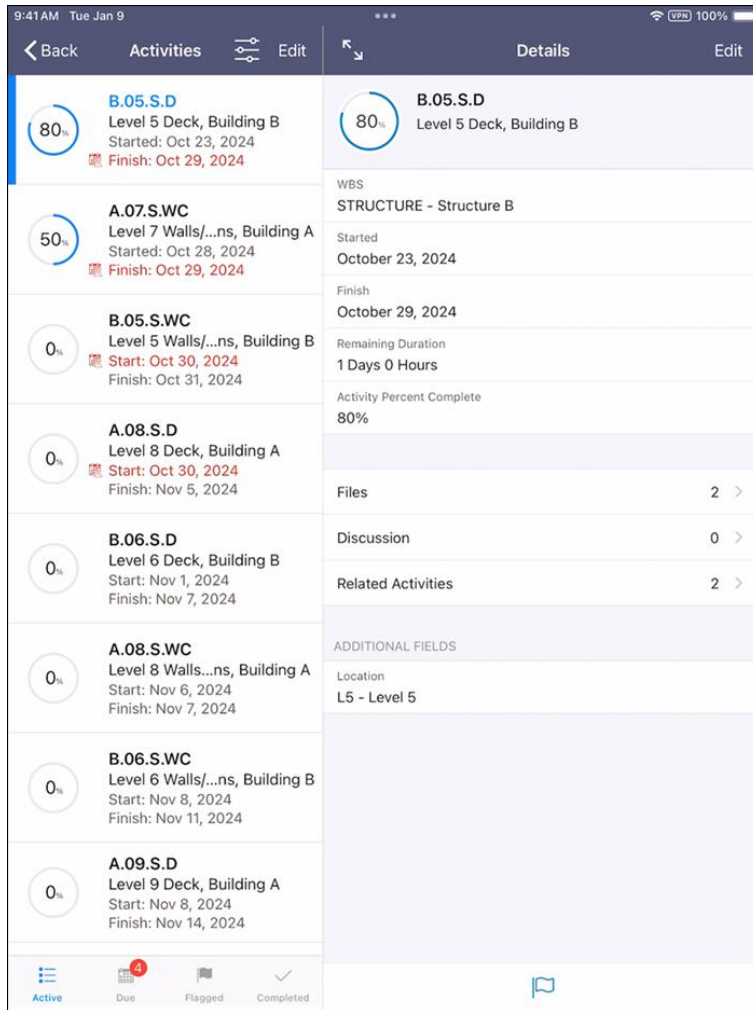
Two new features have been added to the Work Plan screen on Primavera Cloud Mobile for quick task entry and look-ahead planning.

The Hopper has been added on the Work Plan screen, allowing you to add and edit unplanned tasks.

The Work Plan screen includes a Quick Task Entry option, which opens a task drawer of notes to manage tasks that do not have due dates and activity assignments. Each note color represents a company to add tasks. When adding a note, a popup window is displayed with the date prefilled, and prompts for task name and duration.

My Tasks on iOS Mobile

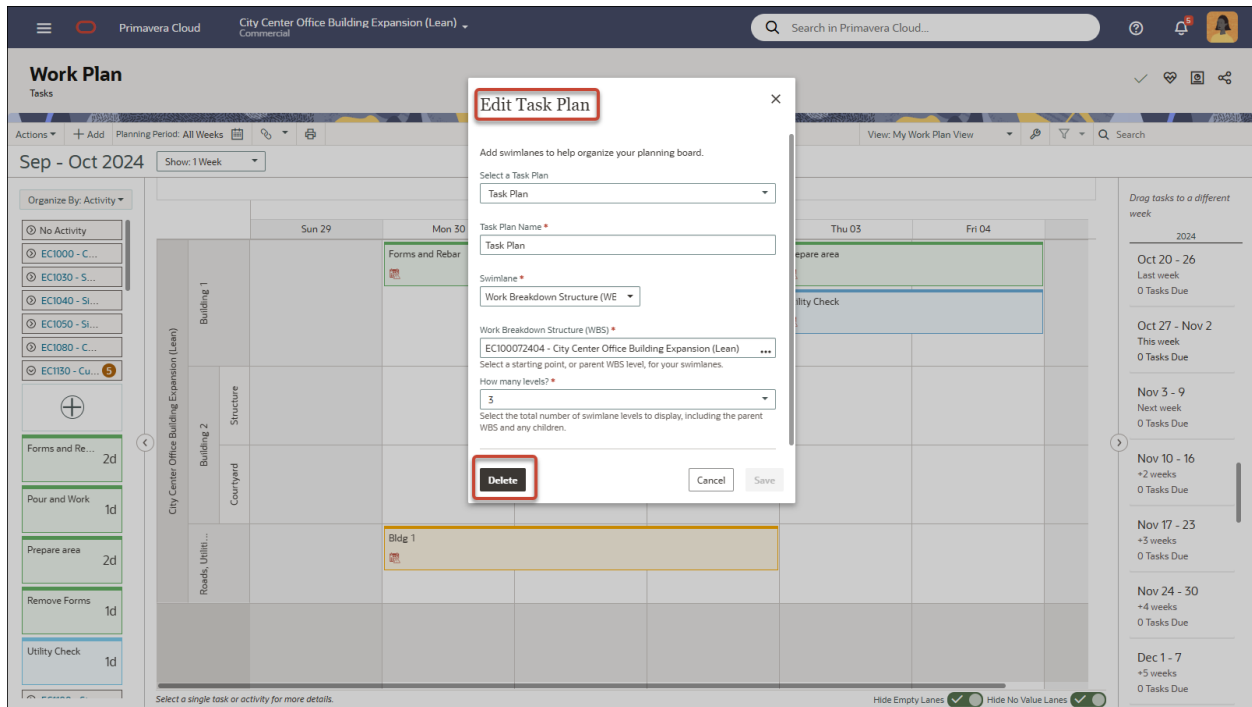
My Tasks is a new feature on the Home screen of the iOS mobile app that enables you to view all tasks assigned to you personally or by company. You can view, sort and filter tasks, as well as update status, view due dates, priorities, attach documents and videos, and collaborate with team members.



Tasks:

Edit and Delete Task Plans

On the Work Plan page, there is a new option to edit and delete existing task plans. This allows you to correct errors, update task plans, and delete plans if they are no longer needed. Under the Actions menu, select Edit Task Plan and change the configuration as needed or click Delete to remove the task plan.

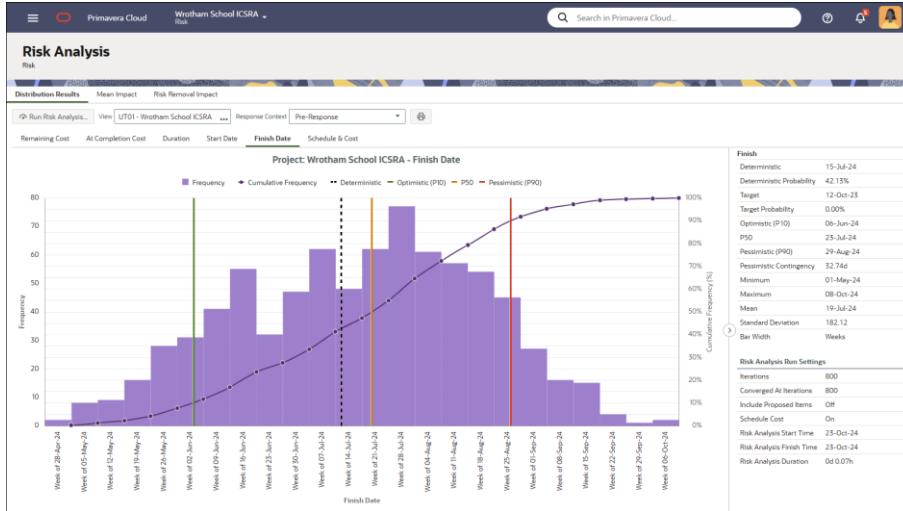


Risk:

Improvements to Risk Distribution Results

The following enhancements have been added to the Risk Analysis Distribution Results graph:

- Optimistic, P50 and Pessimistic are now marker lines (rather than a bar for a week). This more accurately portrays what that value means.
- A Deterministic marker line has been added. This allows you to graphically see how much time is between the deterministic finish date and distribution of finish dates.
- Histogram for Pre and Post Response together is now available making it easier to see how the response actions are impacting the project finish.
- Hover over data bars and lines to view additional risk confidence level data.
- X-axes will display durations, costs, and dates based on the format set in User Preferences.
- Excess white space is removed to maximize the chart
- Horizontal grid-lines are aligned with the cumulative frequency Y-axis.



Resources:

Future Bucket Planning

Future bucket planning is now available on the Assignment List page, allowing you to manually allocate resource planned or remaining work for an activity in days, weeks, months, quarters, years, or financial periods. This helps to determine where resource shortfalls will occur in the future. Copy and paste values in a single cell or range of cells as well as use fill down to allocate the units. The data is saved automatically making it easier to make changes without having to click save each time.

Assignment List
Resources

Activity Name	Activity ID	Resource Name	Resource ID	Start	Finish	Units & Costs	Total	April	2025	May		
R14 - Jess Almond		Jess Almond	R14	23-Apr-25	19-May-25	Planned Units: 144.0h Remaining Early Units: 144.0h Timesheet Actual Units: 0.0h	144.0h	18.0h	40.0h	40.0h	40.0h	6.0h
Review and Appro...	EC1070	Jess Almond	R14	23-Apr-25	19-May-25	Planned Units: 144.0h Remaining Early Units: 144.0h Timesheet Actual Units: 0.0h	144.0h	18.0h	40.0h	40.0h	40.0h	6.0h
R18 - Jacob Easton		Jacob Easton	R18	23-Apr-25	01-May-25	Planned Units: 44.0h Remaining Early Units: 44.0h Timesheet Actual Units: 0.0h	44.0h	18.0h	26.0h			
Assemble Technic...	EC1050	Jacob Easton	R18	23-Apr-25	01-May-25	Planned Units: 44.0h Remaining Early Units: 44.0h Timesheet Actual Units: 0.0h	44.0h	18.0h	26.0h			
R13 - Sheila Brown		Sheila Brown	R13	23-Apr-25	09-Jun-25	Planned Units: 260.0h Remaining Early Units: 260.0h Timesheet Actual Units: 0.0h	260.0h	18.0h	40.0h	40.0h	40.0h	40.0h
Site Preparation	EC1100	Sheila Brown	R13	23-Apr-25	09-Jun-25	Planned Units: 260.0h Remaining Early Units: 260.0h Timesheet Actual Units: 0.0h	260.0h	18.0h	40.0h	40.0h	40.0h	40.0h
R17 - Bill Boot		Bill Boot	R17	23-Apr-25	01-May-25	Planned Units: 44.0h Remaining Early Units: 44.0h Timesheet Actual Units: 0.0h	44.0h	18.0h	26.0h			
Assemble Technic...	EC1050	Bill Boot	R17	23-Apr-25	01-May-25	Planned Units: 44.0h Remaining Early Units: 44.0h Timesheet Actual Units: 0.0h	44.0h	18.0h	26.0h			
R15 - Sharif Jones		Sharif Jones	R15	23-Apr-25	09-Jun-25	Planned Units: 260.0h Remaining Early Units: 260.0h Timesheet Actual Units: 0.0h	260.0h	18.0h	40.0h	40.0h	40.0h	40.0h
Site Preparation	EC1100	Sharif Jones	R15	23-Apr-25	09-Jun-25	Planned Units: 260.0h Remaining Early Units: 260.0h Timesheet Actual Units: 0.0h	260.0h	18.0h	40.0h	40.0h	40.0h	40.0h

Global Admin:

User Group Usage

An Assignments tab has been added on the User Groups page, allowing you to view the object name and location where the user group is currently used. For example, the name of a workflow, program, or idea where the user group is assigned, as well as the workspace where it can be edited.

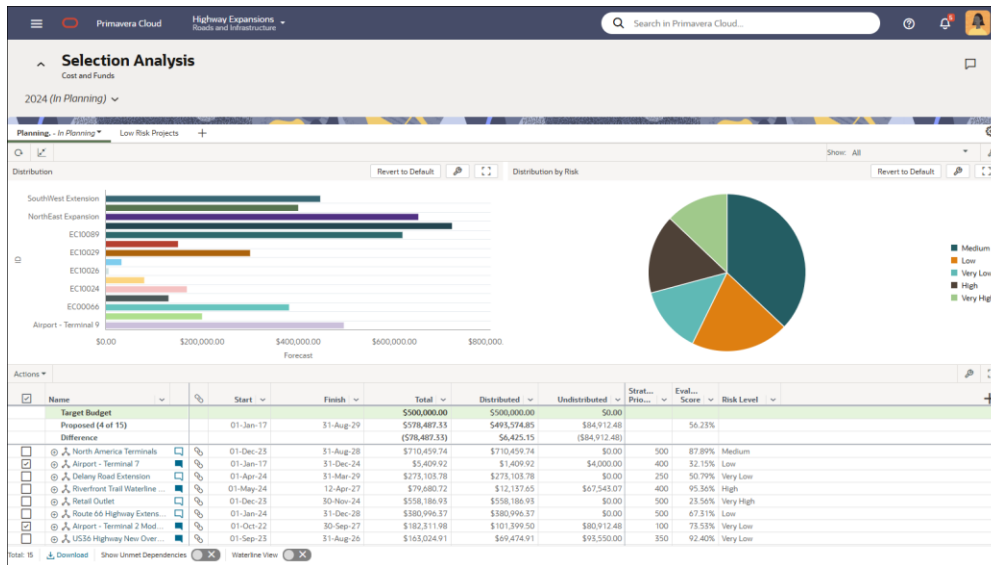
The screenshot shows the 'User Groups' page in the Primavera Cloud Global Admin interface. The 'UG Senior Management (PMSD)' group is selected, and the 'Assignments' tab is highlighted. The table below shows the assignments for this group.

Name	Type	Owned By	Details
Production	Workspace	Corporate Root	
Project Initiation - v6	Workflow	Production	Decision : Sponsor Decision
Project Initiation - v7	Workflow	Production	Decision : Sponsor Decision
Project Closeout - v1	Workflow	Production	Decision : Sponsor Decision
Project Initiation-1 - v1	Workflow	Commercial	Decision : Sponsor Decision
Project Review - v1	Workflow	Industrial	Decision : Sponsor Decision

Charts

Chart Improvements

Charts across the application continue to be updated with new chart colors and options for improved usability. In this release, the risk distribution chart and portfolio charts, including analysis views and investor maps, have been updated with new chart colors and options.



Additional Enhancements:

Mobile App Enhancements

The following enhancements has been added to the mobile app:

- A notification is sent when your task plan is modified or deleted.
- The icons on the mobile Home screen has been updated to mat the icons in the Primavera Cloud web application.
- When tasks has constraints are assigned, a visual indicator will be displayed on the Work Plan page.
- A notification is sent when a workspace is deleted. Impacted projects and data will be updated accordingly.

Group By Risk Name

On the Response Action page, you can now group by the Risk Name allowing you to easily see all Response Actions together for a particular Risk.

Job Cleanup Service

The create baseline scenario cleanup service will update the status to Failed if the create baseline/scenario job_process table records are stuck (RUNNING/QUEUED/FAILED) for more than 24hrs.

Tasks Will Appear Gray Over Non-Working Days

When viewing tasks on a calendar or timescale, the tasks will display as gray over non-working days so that the tasks does not appear to be working longer than it should be.